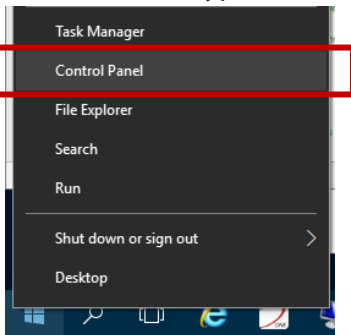
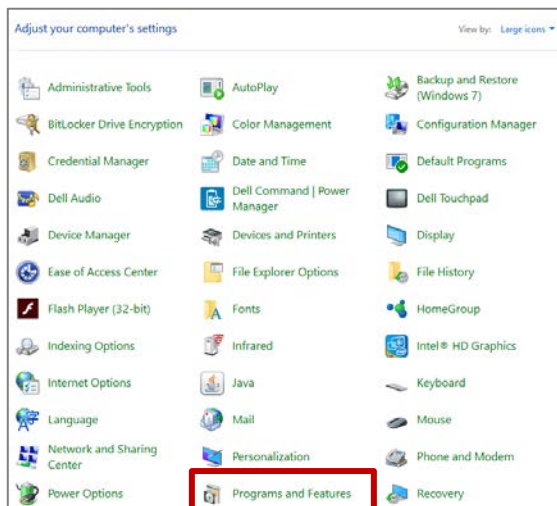


For MegaPath One users with the Outlook Add-in for MegaPath One installed, please follow these instructions to uninstall the add-in PRIOR to performing the MegaPath One Version 22 upgrade.

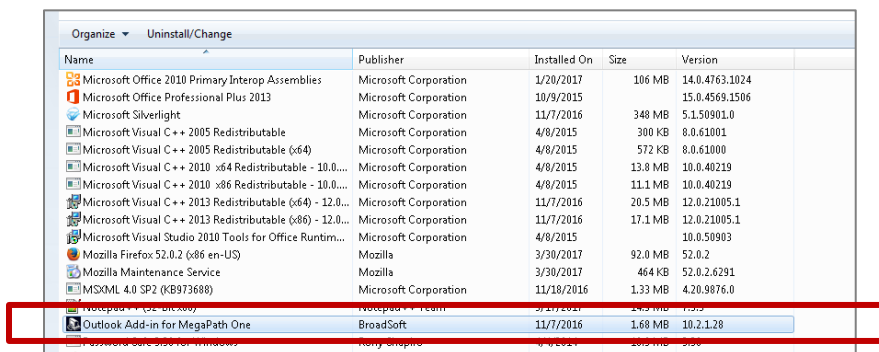
1. Open your Control Panel in Windows. To do so, right-click on the Start menu and click Control Panel. You can also type "Control Panel" into the search field next to Start.



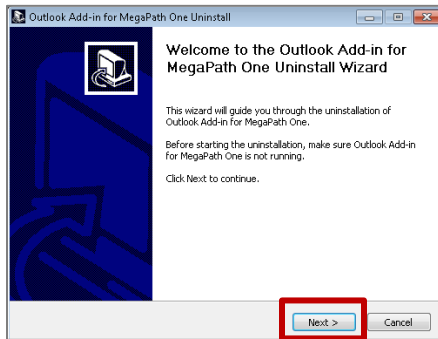
2. Click on Programs and Features



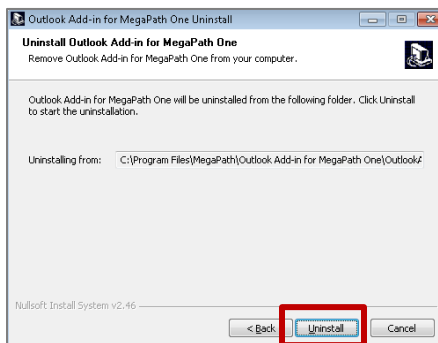
3. Click or right-click on Outlook Add-in for MegaPath One, and select Uninstall.



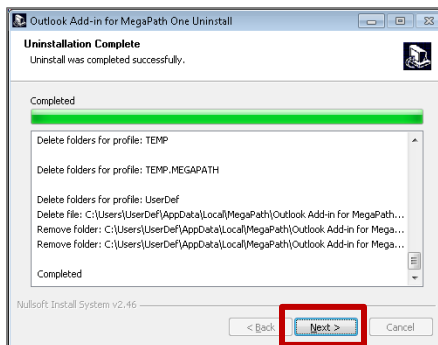
4. The Uninstall Wizard will open. Click Next



5. Click Uninstall



6. Click Next



7. Click Finish

