



Digium SwitchVox SMB 4.5

This guide covers basic configuration between Digium SwitchVox SMB 4.5 and the current MegaPath platform. It should be noted that the Digium SwitchVox™ SMB 4.5 platform must be deployed with an Edgemark SIP ALG.

REQUIRED INFORMATION (Provided by MegaPath)

Host: _____

Number of Trunks: _____

Pilot Number: _____

Password: _____

The Edgemark SIP ALG (ALG) is used to proxy SIP registrations on the behalf of the PBX.

The Digium SwitchVox(TM) SMB 4.5 SIP trunk host parameter (in the following example) is configured to point to the LAN-side IP address of the ALG.

VOIP Providers

Modify SIP Provider










SIP Provider Name	<input type="text" value="Megapath"/>
 What is this used for?	
Your Account ID	<input type="text" value="7039399245"/>
 What's an Account ID?	
Your Password	<input type="password"/>
	Leave blank to keep current password.
Hostname/IP Address	<input type="text" value="192.168.1.254"/>
 What does this mean?	
Callback Extension	<input type="text" value="100"/> 
 What's the Callback Extension?	
Default Fax Extension	<input type="text"/> 
 What is this used for?	
DTMF Mode	<input type="text" value="RFC2833"/> 
 What is DTMF Mode?	

Figure 1 - Digium SwitchVox(TM) SMB 4.5 SIP trunk configuration with Edgemark SIP ALG.

Under Modify SIP Provider, enter or select the following parameters:

- SIP Provider Name: Megapath
- Your Account ID: **<PILOT NUMBER>**
- Your Password: **<PASSWORD>**
- Hostname/IP Address: **<HOST>**
- DTMF Mode: RFC2833

Caller ID Settings and Connection Settings are configured under advanced options.

2 Caller ID Settings

Supports Changing Caller ID Yes No
? Why should I not change this?

Caller-ID method From Header ▼
? Should I just leave this alone?

Caller ID Name 7039399245
? What is Caller ID Name?

Caller ID Number 7039399245
? What is this?

Figure 2 - Caller ID Settings.

Under Modify Caller ID Settings, enter or select the following parameters:

- Supports Changing Caller ID: Yes
- Caller-ID method: From Header
- Caller ID Name: **<PILOT NUMBER>**
- Caller ID Number: **<PILOT NUMBER>**

3 Connection Settings

SIP Port
[?](#) What is this for?

SIP Expiry (in seconds)
[?](#) What is this for?

Proxy Host
[?](#) What is this for?

Authentication User
[?](#) What is this for?

Always Trust this Provider Yes No
[?](#) Do I need this?

Qualify Hosts Yes No
[?](#) What does this mean?

Include user=phone in SIP Yes No
[?](#) What is this for?

Use Local Address in From Header Yes No
[?](#) Should this stay set to No?

Figure 3 - Connection Settings.

Under Modify Caller ID Settings, enter or select the following parameters:

- SIP Port: 5060
- SIP Expiry (in seconds): 58
- Proxy Host: **<HOST>**
- Authentication User: **<PILOT NUMBER>**
- Always Trust This Provider: Yes
- Qualify Hosts: Yes
- Include User-phone in SIP: No
- Use Local Address in From Header: No